



FIRST STEPS IN PREŠOV





© University of Prešov



CONTENTS

I. VISA AND RESIDENCE	... 3
1. Navigation	... 4
2. Duties of EU/EEA/Swiss Nationals Coming to Slovakia	... 9
3. Duties of Third Country Nationals Coming to Slovakia	...11
4. Useful Addresses for Visa and Residence Permits	...27
5. Medical Centres Relevant for Temporary Residence	...28
II. WORKING WHILE STUDYING	...30
III. AUTHENTICATION OF DOCUMENTS	...33
1. Apostille	...34
2. Legalisation	...35
3. Where to Find an Official Translator	...37
IV. ORGANISATION OF STUDY	...38
1. MAIS	...38
2. Connecting to WiFi eduroam at UP	...41
3. Microsoft 365	...42
4. ECTS grading scale	...43
5. Slovak Language Courses for International Students	...44
6. ISIC Student Card + App	...44
7. First Contact Centre (Unipokontakt)	...45



8. Libraries	...46
9. Students with specific needs support centre	...46

V. LIFE IN PREŠOV AND OTHER PRACTICAL INFORMATION ...48

1. Accommodation	...48
2. Boarding	...51
3. Slovak cuisine	...52
4. Transport	...55
5. SIM-cards	...65
6. Health and Medical Care	...65
7. Banks	...69
8. Shopping	...71
9. Electrical Appliances and Computers	...72
10. Sport and relax	...72
11. Living costs	...75
12. Public Holidays	...77
13. Cinema and Theatres	...78
14. Other Services	...79
15. Places of interest in Prešov	...80
16. Emergency numbers	...80
17. Glossary	...81



I.

VISA AND RESIDENCE

Navigation for EU/ Non-EU Residents

This part will help you to identify the entry and stay procedures and documents you will need in your specific situation. Please, follow the „Navigation“ and find the tailor-made guidelines to get through the formalities smoothly.

Please, note that this guide is for your information only. The guide was elaborated on the basis of available and valid information for the year 2024; it does not contain exhaustive information on stay of foreigners in Slovakia in general, and give no right for claims or legitimate expectations of any kind. Full official information is provided in the Act No. 404/2011 Coll. on the Residence of Foreigners that is available in English at www.minv.sk/?residence-of-an-foreigner.





1. Navigation

Please, start with question No. 1. and continue as advised in the instructions following the answers to the questions according to your situation:

I. Are you an EU/EEA/ Swiss national?

- A. **Yes** – proceed directly to chapter „Duties of EU/EEA/Swiss Nationals Coming to Slovakia“
- B. **No** – continue with question II.

II. Is your planned stay in Slovakia shorter than 90 days?

- A. **Yes** – if you want to study or carry out research in Slovakia, you will not need to apply for a temporary residence, but you may need visa to enter Slovakia.

Do you need visa to enter Slovakia (or Schengen Area in general)? (you can check it here:

<https://mic.iom.sk/visacheck/en/home/>)

- 1. **Yes** – then apply for visa in case you want to study or carry out research in Slovakia.
 - After your arrival to Slovakia, there are some duties you have to fulfil – see chapter „Duties after Arrival to Slovakia“
- 2. **No** – in this case, you do not need to make any other administrative steps before your arrival, if you want to study or carry out research in Slovakia.

- After your arrival to Slovakia, there are some duties you have to fulfil - see chapter „*Duties after Arrival to Slovakia*“
- B. No** – if your stay will last longer than 90 days, you will need to apply for a temporary residence; the application procedure may vary depending on where you apply for the temporary residence.
- 1. Yes** – you can obtain the temporary residence in 2 ways:
- a) you can apply for the temporary residence abroad prior to your arrival to Slovakia (to find out details about the temporary residence, please, continue with question III.). After issuing the temporary residence, the respective Slovak embassy/consulate, on the basis of an application, issues the National visa allowing the entry into Slovakia (for further information on visa application procedure consult the part „*Application for National Visa*“. While planning your stay, please, note that this procedure may last longer due to diplomatic post between the respective Foreign Police Office in Slovakia and the respective Slovak embassy/consulate.
 - After your arrival in Slovakia, there are some duties you have to fulfil - see chapter „*Duties after Arrival to Slovakia*“
 - b) in case that from objective reasons it is not possible to apply for temporary residence from abroad due to lack of time, and the applicant is considered to be



a „credible immigrant“ (e.g. scholarship holders coming to Slovakia on the basis of bilateral intergovernmental agreements or programmes approved by the Government of the Slovak Republic, or in case of a research stay on the basis of a hosting agreement), you can apply for the National visa abroad (for further information on visa application procedure consult the part „*Application for National Visa*“. Afterwards you come in Slovakia and apply for temporary residence in Slovakia (to find out details about temporary residence, please, continue with question III.). *Do not forget to bring all documents needed for residence permit with you; otherwise you will have to leave Slovakia (Schengen Area) at the latest on the day when your visa expires.*

- After your arrival in Slovakia, there are some duties you have to fulfil - see chapter „*Duties after Arrival to Slovakia*“.

2. No – you can obtain the temporary residence in 2 ways:

- a) you can apply for the temporary residence in Slovakia, if you are legally staying on the territory of the Slovak Republic (to find out details about the temporary residence, please, continue with question III.). *Do not forget to bring all documents needed for residence permit with you; otherwise you will have to leave Slovakia (Schengen Area) at the latest on the date when your visa-free period expires.*

Note: The application procedure for temporary residence for the purpose of study, research and development and special activity, may take 30 days since the application was accepted by the respective Foreign Police Office. In other cases, the procedure can take up to 90 days. Please, note that you will have to apply and also obtain the residence permit within 90 days since entering Slovakia (Schengen Area); otherwise you will have to leave the territory of Slovakia (Schengen Area). Without visa, you can reside on the territory of Slovakia (Schengen Area) for 90 days in 6 consecutive calendar months since entering Slovakia (Schengen Area). If the cumulative stay, as a result of multiple stays on the territory of Slovakia (Schengen Area), were to exceed 90 days in 6 consecutive calendar months, conditions of your entry to the territory of Slovakia (Schengen Area) would have to be consulted with the respective Slovak representative body abroad.

- After Prešov your arrival in Slovakia, there are some duties you have to fulfil – see chapter „Duties after Arrival to Slovakia“.
- b) you can apply for the temporary residence abroad at the respective Diplomatic Mission of the Slovak Republic prior to your arrival to Slovakia (to find out details about the temporary residence, please, continue with question III.). While planning your stay, please, note that this procedure may last longer due to diplomatic post between the respective Foreign Police Office in Slovakia and the respective Slovak embassy/consulate. After your arrival in Slovakia, there are some duties you have to fulfil – see chapter „Duties after Arrival to Slovakia“.



III. For detailed information about procedures and required documents concerning the temporary residence, please, answer the following question: What kind of activity do you plan to perform during your stay in Slovakia?

- A. **Study at a university** – irrespective of the type of study (full degree programme or academic mobility/exchange stays), you can apply for the **temporary residence for the purpose of studies** - see chapter „*Purpose of Studies in Case of University Students/PhD Students*“.
- B. **Carry out research**
- **Are you invited by a Slovak university to pursue a PhD or invited for a doctoral research stay?**
 - a) **Yes** – if you have an invitation letter/letter of acceptance as a PhD student (i.e. explicitly stating that you are invited as PhD student), proceed as „A. Study at a university“, as mentioned above,
 - b) **No** – irrespective of whether you have an invitation from a university or another research organisation, proceed with a next question.



2. Duties of EU/EEA/Swiss Nationals Coming to Slovakia

If an EU/EEA/Swiss national intends to stay in Slovakia less than 3 months, he/she is obliged **to submit the notice of stay** to a Foreign Police office **within 10 working days** since his/her arrival to Slovakia. This is usually made by the accommodation provider, if the person stays in a hotel, hostel or dormitory. If accommodated in private (e.g. in a private rented flat or at a friend's place), the EU/EEA/Swiss national is obliged to submit the notice of stay in person directly at the respective Foreign Police office.

If an EU/EEA/Swiss national intends to stay in Slovakia longer than 3 months, he/she is obliged **to submit the notice of the stay** to a Foreign Police office **within 10 days** since his/her arrival to Slovakia (see previous paragraph). After that he/she can stay in Slovakia without any further obligations for 3 months since entering the Slovak Republic. **Once this period of 3 months is over**, the EU/EEA/Swiss national is obliged to apply for the **registration of residence** in the Slovak Republic within next 30days.

What Do You Need for the Report of the Stay?

If staying in private, come in person to a Foreign Police office during the office hours and present the following:

- **completed form „Notice of the stay“** (available in 7 languages to download at www.minv.sk/?pobyt-cudzinka; must be completed in Slovak language),
- **valid ID/passport.**



What Do You Need for Registration of Residence for EU/EEA/Swiss Nationals?

Come in person to a Foreign Police office during office hours and present the following:

- **completed form „Application for registration of the right of residence of a Union citizen“** (available to download at www.minv.sk/?pobyt-cudzinka; look for a document called „Žiadosť o obnovenie prechodného pobytu, ..., o registráciu práva občana Únie, ...“; must be filled in Slovak language),
- **valid ID/passport,**
- **document proving the purpose of your stay in Slovakia or sufficient financial resources.**

The confirmation of registration of residence is issued immediately upon the submission of a complete application. To obtain the

Residence card of an EU citizen, you must submit the following:

- **2 recent photographs 3 x 3.5 cm,**
- **proof of accommodation** (e.g. confirmation from your accommodation facility or a lease agreement or an affidavit of the owner of the apartment, the document must be in Slovak and the signatures on agreement/affidavit must be notarised).

Fee: 6 € for issuing the residence card

3. Duties of Third Country Nationals Coming to Slovakia

Temporary Residence

Depending on the activity you are going to pursue in Slovakia and the way it will be carried out, you may apply for one of the several types of temporary residence:

- temporary residence for the purpose of studies,
- temporary residence for the purpose of special activity,
- temporary residence for the purpose of research and development.

To find out which type suits your situation best, please, consult the “Navigation”, page 3.

The applicant must **apply in person** at the Slovak **embassy/consulate** competent for his/her country or at the respective **Foreign Police office in Slovakia**, where the application will be accepted only if you are:

- granted an EU residence permit,
- granted a tolerated residence,
- holder of a national visa
- third-country national who does not need a visa to enter, or
- Slovak living abroad.

Usually, it is necessary to submit a complete application with all the requested attachments, otherwise, it will not be accepted.

If the embassy or the police department refuses to accept your application, they will notify you in writing of the documents you need to enclose so that it can be accepted. Once your temporary residence is granted, the police department will send you a written notice



thereof, stating the effective and the expiry date of your residence. The time validity of a travel document is not regarded when deciding on the duration of a granted temporary residence, but it is taken into account when the residence card is issued. It is issued for a period 90 days shorter than the expiry date of your travel document.

You must file the application for the renewal of a temporary residence in person at the Foreign Police office, using an official form, no later than the last day of the current temporary residence validity. Your temporary residence is deemed valid in the territory of Slovakia even after its expiration until the decision on the application for the renewal is made.

Temporary Residence for the Purpose of Studies in Case of University Students/PhD Students

Students from third countries staying in Slovakia longer than 90 days apply for the **temporary residence for the purpose of studies**.

Complete application consists of the following documents:

- **completed application form „Application for temporary residence“**
(www.minv.sk/swift_data/source/policia/hranicna_a_cudzinecka_policia/ocp/ziadosti/pobyt/udelenie_prechodneho_pobytu_2016.pdf; the forms are also available at Foreign Police offices and must be completed in Slovak language);
- **2 recent full-face colour photographs 3 x 3.5 cm;**
- **valid passport** (police officer will make a copy of it);
- **document in Slovak language proving the purpose of your stay (in Slovak) – confirmation on studies** issued by a state authority (the respective ministry) or the host university,

- or a confirmation from organisation administrating a scholarship/mobility programme approved by the Government of the Slovak Republic or European Union programme under a contract with the competent state authority (letter of award);
- **document proving sufficient financial resources for the stay (in Slovak)** – e.g. applicant's bank account balance statement, letter of award stating the amount of applicant's scholarship, confirmation of the financial coverage, or an affidavit issued by another person about the provision of financial resources together with that person's bank account balance statement;
- **criminal record extract (apostilled or superlegalised)** from applicant's home country and every country where the applicant has stayed for more than 90 days during 6 consecutive months within the last 3 years (if any).

Students do not have to enclose a confirmation on accommodation in Slovakia.

Each document issued in a language other than Slovak (except for documents issued in Czech) has to be **translated to Slovak by a sworn translator**. A list of sworn translators can be found at <https://obcan.justice.sk> (section "Prekladatelia" – in Slovak only). In case the translation is done abroad, the competence of the translator must be attested by the Slovak embassy/consulate.

***None** of the documents proving the purpose of your stay, financial resources and criminal record extract **can be older than 90 days** on the day of submitting the application for a temporary residence.*

The embassy of the Slovak Republic, which receives the request, will




interview the applicant for the temporary residence for the purpose of the preliminary assessment of his/her application. The interview will be conducted in the Slovak or another language, understandable to both parties. The embassy will prepare a written record of the interview and attach it to the application for temporary residence. The record shall be made in language in which the interview was held, and it must be signed by the applicant. (If the applicant does not speak Slovak, he/she may turn to an interpreter at his/her own expenses, who must sign the record, too.) The embassy will send its position on granting of the temporary residence to the Police office along with the record and its translation.

In the case of applying for **a renewal of a temporary residence**, it is not necessary to submit the criminal record extract.

The police officer in charge will confirm a receipt of your application (last page of the application form; the applicant should keep the receipt). **Within 30 days from the day of submitting a complete application**, the Foreign Police office shall issue either a negative decision or a notification of granting the temporary residence.

If applying for the temporary residence directly at a Foreign Police office in Slovakia, officers will also ask you to provide them with a mobile phone number, (you can write the number on your application form). You will be notified by a text message in Slovak language when your residence card is ready. The applicant can collect the residence card at the Foreign Police office in person or he/she can appoint somebody else with a power of attorney to do it for him/her. When applying for a temporary residence from abroad via an embassy/consulate, it is advised to consult with them the way of notification on granting the residence, as well as the collection of the residence card.



If you apply for a temporary residence longer in advance and the Foreign Police decides on your application earlier than 30 days prior to starting your planned activity (the purpose of stay), the Foreign Police will set the starting date of your temporary residence exactly 30 days before the starting date of your planned activity (the purpose of stay). If the time between the decision of the Foreign Police on granting the temporary residence and the commencement of your planned activity (the purpose of stay) is shorter than 30 days, the day of commencement of the granted temporary residence will be the same as the date of the decision.

Once you are granted the temporary residence, you are obliged to submit a document proving your **health insurance** within 30 days from the collection of your residence card. Health insurance contracts in other language than Slovak (except for Czech) must be translated into Slovak by a sworn translator. In case you do not have a **health insurance covering your stay in Slovakia**, you have to **obtain it within 3 working days from collecting your residence card**. Moreover, you have to submit a medical certificate confirming that you do not suffer from any disease threatening public health within 30 days from collecting your residence card. The certificate cannot be older than 30 days. It can be obtained in **specific medical centres only** (see page 14) and a fee will be charged.

Police office shall grant the temporary residence for the **purpose of studies** for the expected period of studies, but for a **maximum of 6 years**. The temporary residence for the purpose of studies remains valid for up to 30 days after the completion of university studies. The university diploma and the state examination certificate serve as a proof of the completed studies.



Students who completed their **university education** in Slovakia (full degree studies) can apply for the renewal of their temporary residence after the completion of their studies, for the purpose of **job seeking or starting a business**. In this case, it can be prolonged for **9 months**.

Conditions under which students and PhD students can **work** during their studies are briefly explained in section “II. Working while Studying” on page 15.

Temporary Residence for the Purpose of Special Activity in Case of Researchers without a Hosting Agreement

PhD students can be seen not only as regular students, but also as junior researchers, therefore, other types of temporary residence may apply to them as well. Researchers (PhD students) from third countries coming to Slovakia within an official exchange or mobility programme approved by the Government of the Slovak Republic, an EU programme or a programme resulting from an international agreement binding on the Slovak Republic or upon an invitation of the university/education institution to **give lectures/teach**, shall apply for the **temporary residence for the purpose of special activity**. However, these nationals cannot be employed in Slovakia under a work contract.

Complete application consists of the following documents:

- **completed application form on „Application for temporary residence“** (available here www.minv.sk/swift_data/source/policia/hranicna_a_cudzinecka_policia/ocp/ziadosti/pobyt/udelenie_prechodneho_pobytu_2016.pdf; the forms are also available at Foreign Police offices and must be completed in Slovak language);

- **2 recent full-face colour photographs 3 x 3.5 cm;**
- **valid passport** (police officer will make a copy of it);
- **document proving the purpose of your stay (in Slovak):**
 - **lecturers: confirmation** from applicant's host university/education institution that he/she will carry out the **activities of a university teacher/lecturer** (e.g. invitation letter for a lecture stay),
 - **participants in governmental/EU programmes: confirmation from a state authority** (the competent ministry) in charge of a programme or a **confirmation from an organisation administering such a programme** under a contract with a competent state authority (e.g. scholarship award letter, confirmation on lecturing/research activity within a governmental/EU programme),
 - **participants in a programme arising from an international agreement: international agreement** or a **confirmation from a state authority** (the competent ministry) in charge of a programme or a **confirmation from an organisation administering such a programme** under a contract with a competent state authority (e.g. scholarship award letter, confirmation on lecturing/research activity within an international programme),
 - **interns: certificate of internship** containing a description of the training programme, including the training objective, duration of the training, conditions of placement and supervision of the traineeship, internship working time and legal relationship between the intern and the receiving organisation;
- **document proving sufficient financial resources for the stay (in Slovak)** – e.g. applicant's bank account balance



statement, confirmation of the financial coverage, or, in case of participants in governmental/EU programmes, a document proving the purpose of the stay, if it contains information about the financial coverage provided;

- **criminal record extract (apostilled or superlegalised)** from applicant's home country and every country where the applicant has stayed for more than 90 days during 6 consecutive months within the last 3 years (if any);
- **document proving the accommodation (in Slovak)** for at least six months of the temporary residence; in the case of a shorter stay, it is necessary to provide a proof of accommodation for the whole stay – e.g. confirmation from the accommodation facility, rental agreement (with notarised signatures) or an affidavit on the provision of accommodation (with notarised signature);
- interns also: declaration of the receiving organisation to cover the costs associated with the potential administrative expulsion;
- interns also: either a university diploma not older than two years at the time of applying for a temporary residence, together with a decision on a recognition of the diploma or a certificate of current studies issued by the higher education institution, whereby the traineeship must correspond to the achieved/current higher education.

A proof of accommodation is **not required** in case the purpose of applicant's stay is participation in a governmental/EU programme, the fulfilment of a commitment of the Slovak Republic under an international treaty or an internship.

Each document issued in a language other than Slovak (except for documents issued in Czech) has to be **translated to Slovak by a sworn translator**. A list of sworn translators can be found at <https://obcan.justice.sk> (section "Prekladatelia" – in Slovak only). In case the translation is done abroad, the competence of the translator must be attested by the Slovak embassy/consulate.

***None** of the documents proving the purpose of your stay, financial resources and criminal record extract **can be older than 90 days** on the day of submitting the application for a temporary residence.*

The embassy of the Slovak Republic, which receives the request, will interview the applicant for the temporary residence for the purpose of the preliminary assessment of his/her application. The interview will be conducted in Slovak or another language, understandable to both parties. The embassy will prepare a written record of the interview and attach it to the application for temporary residence. The record shall be made in language in which the interview was held, and it must be signed by the applicant. (If the applicant does not speak Slovak, he/she may turn to an interpreter at his/her own expenses, who must sign the record, too.) The embassy will send its position on granting of the temporary residence to the Police office along with the record and its translation.

In the case of applying for a **renewal of a temporary residence**, it is not necessary to submit the criminal record extract. It is, however, necessary to submit a confirmation of health insurance on the territory of the Slovak Republic.


- applicants for a temporary residence for the purpose of a special activity who are participating in



a governmental/EU programme, as well as those whose activity in Slovakia is resulting from an international agreement are exempted from the obligation to pay the application and the renewal fee;

- interns who are receiving a scholarship of the Ministry of Education, Science, Research and Sport of the Slovak Republic or a scholarship under an international agreement, as well as the foreign language lecturers coming to Slovak schools within programmes arising from international agreements are also exempted from the obligation to pay the fee;
- applicants who are pedagogic staff or university teachers are also exempted from the obligation to pay the application and the renewal fee.

The police officer in charge will confirm a receipt of your application (last page of the application form; the applicant should keep the receipt). **Within 30 days from the day of submitting a complete application**, the Foreign Police office shall issue either a negative decision or a notification of granting the temporary residence. If applying for a temporary residence directly at a Foreign Police office in Slovakia, the officers will ask you to provide a mobile phone number (you can write the number on your application form). You will be notified by a text message in Slovak language when your residence card is ready. The applicant can collect the residence card at the Foreign Police office in person or he/she can appoint somebody else with a power of attorney to do it for him/her. When applying for a temporary residence from abroad via an embassy/consulate, it is advised to consult with them the way of notification on granting the residence, as well as the collection of the residence card.



If you apply for a temporary residence longer in advance and the Foreign Police decides on your application earlier than 30 days prior to starting your planned activity (the purpose of stay), the Foreign Police will set the starting date of your temporary residence exactly 30 days before the starting date of your planned activity (the purpose of stay). If the time between the decision of the Foreign Police on granting the temporary residence and the commencement of your planned activity (the purpose of stay) is shorter than 30 days, the day of commencement of the granted temporary residence will be the same as the date of the decision.

Once you are granted the temporary residence, you are obliged to submit a document proving your **health insurance** within 30 days from the collection of your residence card. Health insurance contracts in other language than Slovak (except for Czech) must be translated into Slovak by a sworn translator. In case you do not have a **health insurance covering your stay in Slovakia**, you have to **obtain it within 3 working days from collecting your residence card**. Moreover, you have to submit a **medical certificate** confirming that you do not suffer from any disease threatening public health within 30 days from collecting your residence card. The certificate cannot be older than 30 days. It can be obtained in **specific medical centres only** (see page 14) and a fee will be charged.

Police office shall grant the temporary residence for the **purpose of special activity** for the time necessary to achieve its purpose, but **for a maximum of 2 years**.



Temporary Residence for the Purpose of Research and Development for Researchers Including PhD Students with a Hosting Agreement

Researchers (and to some extent PhD students, as mentioned before) who signed a Hosting Agreement with a research organisation or a university can apply for the **temporary residence for the purpose of research and development**.

Complete application consists of the following documents:

- **completed application form „Application for temporary residence“** (available to download at: www.minv.sk/swift_data/source/policia/hranicna_a_cudzinecka_policia/ocp/ziadosti/pobyt/udelenie_prechodneho_pobytu_2016.pdf; the forms are also available at local Foreign Police offices and must be completed in Slovak language);
- **2 recent full-face colour photographs 3 x 3.5 cm;**
- **valid passport** (police officer will make a copy of it);
- **hosting agreement** in Slovak language (as a proof of the purpose of stay and as a proof of financial resources);
- **document proving sufficient financial resources for the stay (in Slovak)** – e.g. hosting agreement, applicant's bank account balance statement or a confirmation of financial coverage;
- **criminal record extract (apostilled or superlegalised)** from the country, where the applicant has resided the longest during the last 10 years.

Foreigners applying for the temporary residence for the purpose of research and development **do not have to submit a confirmation of accommodation** in Slovakia. However, the Hosting Agreement should contain a clause regarding the accommodation.

Each document issued in a language other than Slovak (except for documents issued in Czech) has to be **translated to Slovak by a sworn translator**. A list of sworn translators can be found at <https://obcan.justice.sk> (section "Prekladatel'ia" – in Slovak only). In case the translation is done abroad, the competence of the translator must be attested by the Slovak embassy/consulate.

***None** of the documents proving the purpose of stay, financial resources, accommodation and the criminal record extract **can be older than 90 days** on the day of submitting the application for the temporary residence.*

The embassy of the Slovak Republic, which receives the request, will interview the applicant for the temporary residence for the purpose of the preliminary assessment of his/her application. The interview will be conducted in Slovak or another language, understandable to both parties. The embassy will prepare a written record of the interview and attach it to the application for temporary residence. The record shall be made in language in which the interview was held, and it must be signed by the applicant. (If the applicant does not speak Slovak, he/she may turn to an interpreter at his/her own expenses, who must sign the record, too.) The embassy will send its position on granting of the temporary residence to the Police office along with the record and its translation.

In the case of applying for a **renewal of a temporary residence**, it is not necessary to submit the criminal record extract. It is, however, necessary to submit a confirmation of health insurance on the territory of the Slovak Republic.



The police officer in charge will confirm a receipt of your application (last page of the application form; the applicant should keep the receipt). **Within 30 days from the day of submitting a complete application**, the Foreign Police office shall issue either a negative decision or a notification of granting the temporary residence. If applying for a temporary residence directly at a Foreign Police office in Slovakia, the officers will ask you to provide a mobile phone number (you can write the number on your application form). You will be notified by a text message in Slovak language when your residence card is ready. The applicant can collect the residence card at the Foreign Police office in person or he/she can appoint somebody else with a power of attorney to do it for him/her. When applying for a temporary residence from abroad via an embassy/consulate, it is advised to consult with them the way of notification on granting the residence, as well as the collection of the residence card.

If you apply for a temporary residence longer in advance and the Foreign Police decides on your application earlier than 30 days prior to starting your planned activity (the purpose of stay), the Foreign Police will set the starting date of your temporary residence exactly 30 days before the starting date of your planned activity (the purpose of stay). If the time between the decision of the Foreign Police on granting the temporary residence and the commencement of your planned activity (the purpose of stay) is shorter than 30 days, the day of commencement of the granted temporary residence will be the same as the date of the decision.

Once you are granted the temporary residence, you are obliged to submit a document proving your **health insurance** within 30 days from the collection of your residence card. Health insurance

contracts in other language than Slovak (except for Czech) must be translated into Slovak by a sworn translator. In case you do not have a **health insurance covering your stay in Slovakia**, you have to **obtain it within 3 working days from collecting your residence card**. Moreover, you have to submit a medical certificate confirming that you do not suffer from any disease threatening public health within 30 days from collecting your residence card. The certificate cannot be older than 30 days. It can be obtained in **specific medical centres only** (see page 14) and a fee will be charged.

Police office shall grant the temporary residence for the **purpose of research and development** for the time necessary to achieve its purpose, but **for a maximum of 2 years**.

Researchers who carried out their **research** in Slovakia can apply for the renewal of their temporary residence after the completion of their research activities, for the purpose of **job seeking** or **starting a business**. In this case, it can be prolonged for 9 months.

Duties after Arrival to Slovakia

Besides duties related to visa and temporary residence, each third country national is obliged to **report his/her stay** to the Foreign Police **within 3 working days** since his/her arrival to Slovakia. If you are granted a Schengen/national visa or if you are not required to obtain a visa to enter Slovakia, you must report the beginning, place and foreseen duration of stay. If you were granted a residence, you need to report the beginning of your stay.

This is usually done by the accommodation provider if you are staying in a hotel, hostel or dormitory. If you are staying in private



accommodation (e.g. in a rented flat or at a friend's place), you must submit the "Notice of the stay" in person directly at the respective Foreign Police office (see below).

As a third country national residing in Slovakia, you are obliged to report any change regarding the place of your residence, name, surname, personal status, nationality and data in your passport within 5 working days from the day when the change occurred.

What Do You Need to Report Your Stay?

If you are staying in private accommodation, come in person to the Foreign Police office during the office hours and present the following:

- **completed form „Notice of the stay“** (available in 7 languages to download at www.minv.sk/?hlasenie-pobytu-1; must be filled in Slovak language; the forms are also available at local Foreign Police offices);
- **valid ID/passport.**

4. Useful Addresses for Visa and Residence Permits

Foreign Police Office of the Police Force in Prešov

Oddelenie cudzineckej polície PZ Prešov

Ľubochnianska 2, Prešov 080 01

GPS: N 49.016240 E 21.261913

Telefón +421-96180-3205

Fax +421-96180-3209

Foreign Police Offices in Slovakia and their Territorial Responsibility

Office hours of all Foreign Police Offices		
Monday	7.30-12.00	12.30-15.00
Wednesday	7.30-12.00	12.30-17.30
Friday	7.30-12.00	

Note: The Foreign Police officers communicate in Slovak only, so if you think that you will not be able to communicate with them, you are strongly advised to ask somebody to accompany you. Also, the queuing time at Foreign Police offices can be very lengthy.

People usually come early in the morning to take a numbered ticket which enables you to get to one of the counters that are processing the applications. It is possible that later during the day there will not be any tickets available and those without one will have to come back another day.

You can check for updates at <https://www.minv.sk/?ocp>



Units of Asylum of the Police Force

Oddelenie azylu PZ Humenné

Nemocničná 1, 066 01 Humenné

Telefón +421-96182-3241

Fax +421-96182-3249

5. Medical Centres Relevant for Temporary Residence

Once granted a temporary residence in Slovakia, a third country national has to submit a medical certificate confirming that he/she does not suffer from any disease threatening public health. The following medical centres can issue such certificate accepted by Slovak Foreign Police:

Prešov self-governing region

- Oddelenie infektológie, Fakultná nemocnica s poliklinikou J. A. Reimana, Prešov, Hollého 14, 081 81 Prešov, +421 51 7011 956, <https://www.fnspresov.sk/oddelenia/infektologia/>
- Ambulancia cestovnej a tropickej medicíny, Nemocnica arm. generála L. Svobodu Svidník a. s., ul. MUDr. Pribulu 412/4, 089 01 Svidník, +421 54 7860 389, <https://pentahospitals.sk/nemocnica/nemocnica-arm-general-a-l-svobodu-svidnik-s/>
- Infektologická ambulancia, Nemocnica Poprad, a. s., Banícka 803/28, 058 45 Poprad, +421 052 7125 807, <https://www.nemocnicapp.sk/ambulancie-oddelenia/ambulancie/infektologicka-ambulancia>

Košice self-governing region

- Klinika infektológie a cestovnej medicíny Univerzitnej nemocnice L. Pasteura, Rastislavova 43, 040 01 Košice, tel.: +421 55 615 2200, +421 55 615 2201, occh@fnlp.sk, <http://www.unlp.sk>
- Stredisko cestovnej medicíny – Infektologická ambulancia, LV - Medical, s. r. o., so sídlom Humenská 11, prevádzka Gemerská 3, 040 11 Košice, +421 55 62 50 555, ladislav.virag@lv-medical.sk, www.lv-medical.sk
- Nemocnica s poliklinikou Štefana Kukuru Michalovce a. s., Špitálska 2, 071 01 Michalovce, +421 56 6416 701, <https://pentahospitals.sk/oddelenie/infektologicke-oddelenie-mi-p66599002101/>

Note: The medical check and certificate for the purpose of temporary residence is a paid service. The costs of the certificate vary (from 130 € to 280 €) depending upon the medical centre. Please, contact the respective centre in advance for precise information on prices. Be aware of the fact that the staff in the ambulances often communicates in Slovak only, so if you think that you will not be able to communicate with them, ask somebody to accompany you. You can consult any of the aforementioned medical centres; it does not have to be the one closest to your place of residence.

Updated list of relevant medical centres is available at www.minv.sk/?vizova-info-typy-viz-1 (in Slovak only).



II. WORKING WHILE STUDYING

Employment relations in Slovakia are regulated by the Labour Code (ACT No. 311/2001) and Act on Employment Services (Act No. 5/2004), which can be found in the online legislative and information portal www.slov-lex.sk (in Slovak only).

EU/EEA/Swiss nationals and their family members can be employed in the territory of the Slovak Republic on the same terms as Slovak nationals. The applicant has to meet employer's requirements, e.g. required education, language skills, required work experience, etc. For information related to the employment, all mobile workers from the EU/EEA/Switzerland can consult the website of EURES (European Information Services – information network facilitating mobility of workers within the Member States of the European Union and the European Free Trade Association) www.eures.sk and <http://ec.europa.eu/eures>.

If you are not an EU/EEA/Swiss national, in general, you can work only if you are granted a temporary residence for the purpose of employment or a permanent residence. Nevertheless, there are some exceptions that apply to students, PhD students, university teachers or researchers.

More detailed information about administrative procedures related to the employment of a foreigner in Slovakia can be found in the brochure “Entry, stay and employment in Slovakia – guide to administrative duties” available to download at www.saia.sk/en.

In connection to the employment of a foreigner in Slovakia (either an EU/EEA/Swiss national or a non-EU national), the employer has also some obligations to fulfil.

Who does not need a work permit or a confirmation of the possibility to fill a vacant position?

We have selected only the most important provisions from the complete list. A work permit or the confirmation of the possibility to fill a vacant position is not required in case a third country national is:

- a university student with a granted temporary residence for the purpose of studies, or carrying out a study mobility in Slovakia whose employment does not exceed 20 hours per week;
- granted a temporary residence for the purpose of research and development and carries out research or development





- on the basis of a Hosting Agreement concluded with a research organisation;
- granted a temporary residence for the purpose of research and development and his/her employment related to lecturing will not exceed 50 days in a calendar year;
 - carrying out research in Slovakia within the intra-EU mobility scheme;
 - a graduate of a high school or higher education institution (university) in Slovakia;
 - aged less than 26 years and will be employed in occasional and time-limited jobs within exchanges between schools or within youth and education programmes, in which Slovakia participates;
 - granted a temporary residence in Slovakia as a person with the long-term residency status in another EU member state, after 12 months of stay in Slovakia;
 - granted a permanent residence in Slovakia;
 - granted a temporary residence of a third country national who has a recognised status of a Slovak living abroad;
 - employed upon a commitment of the Slovak Republic under an international treaty defining that the work permit is not required for this type of employment (e.g. working holidays with Canada and New Zealand)

III.

AUTHENTICATION OF DOCUMENTS

For the purposes of visa, temporary residence and admission to higher education, international students may need to submit to Slovak officials also documents issued by authorities outside Slovakia (e.g. diplomas, criminal records, etc.) - mostly also with the requirement to have them officially translated. Documents issued by foreign courts and other authorities outside Slovakia, which are considered to be public documents in the country of their issue are deemed to have a status of public documents in the Slovak Republic, provided that the prescribed certificates have been attached. Exemptions are laid down in multilateral and bilateral agreements binding upon the Slovak Republic.



1. Apostille

The Hague Convention Abolishing the Requirement for Legalisation for Foreign Public Documents, the Apostille convention or the Apostille treaty is an international treaty drafted by the Hague Conference on Private International Law. It specifies the modalities through which a document issued in one of the signatory states can be certified for legal purposes in all the other signatory states. Such a certification is called an apostille (French: certification). **It is an international certification comparable to a notarisation in domestic law.**

If a state which is a signatory to the **Hague Convention** certifies the document with **an apostille, no further certification of that document is necessary** for its use in other signatory states (find more information on apostille at www.hcch.net). Once the document is submitted to a sworn translator (in Slovakia) and translated into Slovak, it is ready to be presented to Slovak authorities.

An updated list of countries that are signatories to the Hague Convention is available at www.hcch.net/index_en.php?act=conventions.status&cid=41.

Find your national authority competent to issue apostille with contact details and price information at www.hcch.net/index_en.php?act=conventions.authorities&cid=41.

2. Legalisation

In case that an apostille is not applicable, foreign documents, which will be used in the Slovak Republic, are subject to legalisation by a Slovak foreign mission in the respective state. Legalisation of public documents means certification of the authenticity of signatures and official seals or stamps, which they bear against their specimens that are available to the foreign mission. Slovak foreign missions verify the authenticity of previous certificate issued by a Foreign Affairs Ministry of the country of origin of the respective document.

In addition to legalisation of documents, Slovak foreign missions also certify the authenticity of signatures appearing on documents, photocopies of documents and their translations into Slovak; if a translator is available at the foreign mission, the mission may also provide translations of certain documents. Slovak honorary consulates verify the authenticity of signatures duplicates and photocopies, which are then deemed valid in the Slovak Republic with no further authentication needed. Honorary consulates have no authority to legalise documents - i.e. to verify the authenticity of a stamp and signature of a Foreign Affairs Ministry consular department official.

If no Slovak foreign mission exists in the country, which has issued the document, further procedures may be as follows - the document must be certified in the country of its origin, with the last **stamp affixed to it being that of the Foreign Affairs Ministry** of the respective country. The authenticity of the stamp is then certified by a competent foreign mission of that country,



accredited for the Slovak Republic, and, subsequently, by the Ministry of Foreign and European Affairs of the Slovak Republic. Documents in Arabic, Indian, Chinese or Russian languages shall be translated into English before they are submitted to the Ministry of Foreign and European Affairs of the Slovak Republic.

Contact details:

Document authentication department
Ministry of Foreign and European Affairs of the Slovak Republic
Pražská 1, Bratislava, Slovak Republic

Postal address:

Ministry of Foreign and European Affairs of the Slovak Republic
Consular Section - Legalisation
Hlboká cesta 2, 833 36 Bratislava 37, Slovak Republic
Telephone:
Foreign and European Affairs Ministry switchboard operator:
+421-2-5978-1111, +421-2-5978-5978

Office hours

Monday	8.00-15.00
Wednesday	8.00-18.00
Friday	8.00-12.00

3. Where to Find an Official Translator

Slovak foreign missions may provide translations of documents, which will be used in the Slovak Republic. No further verification is required in case of documents translated by a Slovak embassy consular department. If you are already in Slovakia, a list of official translators is available at the website of the Ministry of Justice of the Slovak Republic, Slovak regional courts and at <https://obcan.justice.sk/infosud-registre>, section „Prekladatel'ia“ (in Slovak only).

Once authenticated (legalised or apostilled), public documents translated into Slovak language by a sworn translator do not require any further verification and may be presented to institutions in the Slovak Republic.





IV. ORGANISATION OF STUDY

1. MAIS

Registration process

<https://www.unipo.sk/cvtpu/hlavne-sekcie/MAIS/intro/>

https://mais.unipo.sk/eprihlaska/pages/odosielatel/rozhranie_odosielatela.mais

MAIS Electronic application enables the submission of an application for university studies at the University of Prešov in electronic form.

To work with the MAIS Electronic Application, it is necessary to use the current version of the Internet browser Mozilla Firefox.

Link MAIS Electronic application: <https://mais.unipo.sk/eprihlaska/>.

Registration – to register, you need to use the „Registration“ link in the upper orange strip of the page. Login data are valid only in the Electronic application interface (they are not valid for the Student interface!!) and will be sent to the e-mail address.

When registering, foreign applicants state their birth number in the form yymmdd9999, where yy = the last two digits of the year of birth, mm = month of birth (women add plus 50 here; so January: 01+50=51, February: 02+50=52, November: 11+50=61, December: 12+50=62), dd = date of birth.

Login – to log in, you need to use the „Login“ link in the upper orange strip of the page.

If you have problems logging in (with an incorrect password), you must use the link „I forgot my password“ in the upper orange strip of the page or repeat the registration. New login data will be sent to the applicant's email address. If you have

If you have already registered in the MAIS Electronic Application in the past and you have an out-of-date e-mail address listed there, to which the login data should be sent, contact MAIS support by e-mail: sprava-mais@unipo.sk.





When filling out the electronic application, follow the instructions of the faculty to which you are sending your study application. You can find information on the websites of individual faculties.

Other MAIS functions Electronic application - uploading a photo, submitting an application for accommodation (only accepted applicants). If you do not see your application after logging into the MAIS Electronic application interface in the „List of applications“ section, then you need to repeat the registration or contact support by email: sprava-mais@unipo.sk.

All the information can be found online at:

<https://www.unipo.sk/cvtpu/hlavne-sekcie/MAIS/MAIS-EP/>

First login to MAIS

Login data to the MAIS Student interface will be delivered to your private email contact (from the application form) with the subject of the message: „IDM portal – information on login data to MAIS, WiFi Eduroam, ŠD network and Microsoft 365“.

Information on creating your university email can be found after logging in to MAIS and clicking on Profile. The format of the email is usually name.surname@smail.unipo.sk. An email box will be created for 1st year students at the beginning of September. If the email address „@smail.unipo.sk“ is not yet listed there, the mailbox has

not been created yet. The password for the e-mail box is the same as for MAIS.

The account is valid for the duration of the study period. After graduation, the account will be cancelled.

In case of login problems, contact IDM administrators. You can find the contact on the website:

<https://www.unipo.sk/cvtpu/hlavne-sekcie/idm/kontakt/>

2. Connecting to WiFi eduroam at UP

<https://www.unipo.sk/cvtpu/hlavne-sekcie/eduroam/pripojenie>

In order to log in to the eduroam WiFi network at the UP, it is necessary to:

- configure the network adapter to support connection to the network by WPA2 standards and identity verification using 802.1x
- the network adapter must be configured to obtain an IP address automatically.

The internet access is available in all buildings of UP.



3. Microsoft 365

University email

Important: Before logging in to the Microsoft 365 for the first time, you must first change the generated password through the idm.unipo.sk identity management portal, according to the instructions published in https://www.unipo.sk/public/media/21913/IDM_zakladne_funkcie.pdf.

Each of our students can access the Microsoft 365 Education package for free. This automatically updated suite of applications will ensure that you have access to the latest versions of Word, Excel, PowerPoint, OneNote and more for the duration of your studies at our University. The Microsoft Office suite can be installed on up to 5 devices (computer, tablet, cross-platform phone) and at the same time the student will get 1TB of OneDrive cloud storage for file storage. Microsoft 365 Education package is available after the email account is created.

Registration instructions for 1st-year students and all other information is available at:

<https://www.unipo.sk/cvtpu/hlavne-sekcie/sluzby/microsoft-365/univerzitny-email/>

4. ECTS grading scale

Teaching Process and ECTS

Teaching process includes lectures, seminars, exercises, laboratory work, projects, practical training, consultations, etc. For the assessment of students' achievements, the credit system following the rules of the European Credit Transfer and Accumulation System (ECTS) is used; it was introduced in 2002 for all levels and forms of higher education studies. Student's standard work load is expressed by the number of credits: 60 credits per academic year and 30 credits per semester. Every higher education institution determines the total number of credits required for the due completion of the study in its respective stages. Grading is based on the ECTS grading scale:

A	Excellent = 1
B	Very good (above-average achievements) = 1.5
C	Good (average achievements) = 2
D	Satisfactory (acceptable achievements) = 2.5
E	Sufficient (achievements fulfil only the minimum criteria) = 3
FX	Fail (achievements do not fulfil even the minimum criteria) = 4



5. Slovak Language Courses for International Students

All international students are to pass the course of Slovak language according to the program of the University. For those who don't have them or apply for Master's studies – the steps how to enroll the course are available at <https://www.unipo.sk/cckv/ujk/zapis/>. Educators' contacts of the courses can be found at <https://www.unipo.sk/cckv/ujk/sekcie/slovenskyjazyk/>

6. ISIC Student Card + App

Several international cards can be used in the Slovak Republic. These cards enable students to be eligible for discounts on transport, accommodation, restaurants, cinemas, concerts, museums and exhibitions. For students, the most advantageous is the worldwide recognised students' card ISIC (International Student Identity Card). Anyone aged under 26 can get IYTC (International Youth Travel Card) or EURO<26 (European Youth Card) offering their holders' various discounts from plane tickets to cinema tickets. The cardholders may buy also health insurance for more favourable prices. After the submission, the ISIC card is provided by the University. It's important not to forget to activate it, using the terminals located at university.

More information available at: www.isic.org and www.euro26.org

Application with all the discounts can be downloaded at **Google Play Store** and **Apple Store**.

7. First Contact Centre (Unipokontakt)

It implements information advisory and marketing services for students, university employees, as well as the public and coordinates activities to support student projects. It also provides „services of the first contact office“, which help to obtain initial information about the university, study, but also about the city of Prešov and



its services. Advertising and gift items with the logo and name of the University of Prešov can be purchased directly at the workplace. The book publications published by Publishing House of UP are also offered for sale. At the same time, you have the option to extend the validity of your ISIC, ITIC and external student card:

(<https://www.unipo.sk/zahranicne-vztahy/marketing/unipokontakt/>).

CONTACT:

First Contact Centre

Ul. 17. Novembra 1, 080 01 Prešov

Opening hours:

Monday – Friday 08.00-16.00



8. Libraries

Univerzitná knižnica PU

Ul. 17. Novembra 1, 080 01 Prešov

Štátna vedecká knižnica

Hlavná 99, 080 01 Prešov

Knižnica P. O. Hviezdoslava v Prešove

Levočská 9, 080 01 Prešov

9. Students with specific needs support centre


The creation of a Support Centre at the UP in Prešov covers various support services for UP students, including students with special needs and students from a socially disadvantaged environment.

The support centre is a university-wide special workplace focused on support of:

- study of students with specific needs,
- students with social needs,
- students from different cultural and linguistic backgrounds and other UP students.

in terms of the principles of inclusiveness and creation of conditions for the successful completion of university studies.

It fulfills the functions of a **methodical, informational, advisory, coordinating and educational centre**. It primarily focuses on creating



an accessible academic environment without reducing the academic performance requirements of students with specific needs, students from socially disadvantaged backgrounds and students from different cultural and linguistic backgrounds.

Another area of activity of the Support Centre is, in addition to **technical-advisory, methodological, knowledge-based and training activities**, to support students with specific needs, from socially disadvantaged backgrounds and students from different cultural and linguistic backgrounds before and during higher education and to provide information and advisory services for the public and university teachers in this area.

The Centre also provides the aforementioned support activities for study applicants with existing or potential barriers to full-fledged study at the university.

The Centre also provides the **career counselling**, primarily for students in their final years.

Consultancy is provided during the admission process and when dealing with study matters. Counselling is provided to applicants and students with specific needs when choosing a field of study or changing it.

The individual needs of students with specific needs are based on the results of the analysis of the submitted medical documents, a personal interview aimed at specifying the individual requirements for study. The staff of the Support Centre will work together with students to create equal opportunities for study without reducing demands.

For any additional information, please, visit <http://cps.unipo.sk> (there is a possibility to change the language of the website at the bottom: use **Translator**).



V. LIFE IN PREŠOV AND OTHER PRACTICAL INFORMATION

1. Accommodation

Student Dormitories

The University of Prešov offers housing in dormitories. There are usually 2-4 students accommodated in one room, but rooms for a single student are also available. The rooms are furnished with beds, tables and wardrobes. Bathrooms are usually shared between two rooms.

The price of accommodation in a dormitory depends on a number of accommodated students per room (from 62 per month). All rooms have an internet access. Students can rent irons and vacuum cleaners at the reception desk. Dormitories are equipped with laundry rooms, which can be used at additional cost.

All the information necessary for students to be accommodated in Student dormitories can be found at <https://www.unipo.sk/sdj/>

[vseobecne-informacie/ubytovanie/studenti/](#).

Note: all the documents must be submitted in Slovak language.

Students who wish to study in the Slovak Republic outside the framework of bilateral agreements or exchange programmes cannot be guaranteed a place in a dormitory, due to the limited capacity of individual dorms. If the student is interested in living in a dormitory, he/she should contact the university at least 3 months before commencing his/her studies or before the start of the given academic year.

There are 4 dormitory buildings:

Students Dormitory – Ul. 17. Novembra, 11

Students Dormitory – Ul. 17. Novembra, 13

Students Dormitory – Námestie mládeže, 2

Students Dormitory – Exnárova, 36





Other Possibilities of Housing

The easiest way (except for staying in a hotel) is to rent a private apartment. In such cases, it is recommended to sign a lease with your future landlord defining precisely the terms and conditions of your stay in the apartment. The apartments should be provided with basic pots, dishes, linens, etc. Most apartments have washing machines, but automatic dryers are usually not used. You can also find a shared room or flat (www.roommates.sk, www.spolubyvanie.sk – both websites in Slovak only).

Guest rooms

There is also a possibility to rent a guest room for a short stay at a students' dormitory. The price is 21,50 € per night.

Contact: Mgr. Gabriela Magdová, tel. 051/77 22 851, kl. 105

e-mail: gabriela.magdova@unipo.sk

2. Boarding

Student canteens

The dining hall and buffet in “older” dormitory (Starý internát), offer meals for lower prices and they usually work throughout the academic year. As one of the dining options, students are allowed to choose their own lunch and dinner. In order to do this, it is needed to buy lunch vouchers at the office of the “old” dormitory or download and register in the application “Webcredit” (ISIC card is needed). Lunch or dinner costs 3,50 €. Registration procedure can be found on the website <https://www.unipo.sk/cvtpu/sluzby/stravovaci-system/> (<https://sis.unipo.sk/webkredit/Ordering/Menu>)

Address and opening hours of the office:

ŠDJ PU, lobby

Ul. 17.novembra č. 13

Monday – Thursday: 10 a.m. – 2.30 p.m.

Friday: 10 a.m. – 12 p.m.

Cafes and Restaurants

There are many restaurants in Prešov where you can eat for a good price. Special lunch offers („denné menu“, usually consisting of a bowl of soup and a main course) are cheaper than other meals served there and can be found on websites: <https://menucka.sk/denne-menu/presov>, https://restauracie.sme.sk/denne-menu/presov_2912, <https://obedvmeste.sk/restauracie/presov?p=20>.



Food delivery

There are also some online food deliveries in Prešov:

www.bistro.sk, www.foodpanda.sk, www.wolt.com

All of the above-mentioned food deliveries offer their services through the applications which can be found in Google Play Store or Apple Store.

3. Slovak cuisine

Food

Slovak food is made using a variety of traditional and European products and ingredients. In shops, supermarkets or hypermarkets you can buy all kinds of vegetables and fruit in season, meat, milk products, pastry, bread, mineral and spring water and sweets. You can also buy fresh home-grown fruit and vegetables and some other products at open-air markets.

Cuisine

There are many restaurants in Slovakia ranging from cheap to expensive. For a drink, it is more usual to go to a pub, where you can also have a meal. Larger cities usually have restaurants with national and international cuisine, the most common being Italian, Chinese, Balkan, Czech and Hungarian. Beer and wine (domestic and foreign) are good and usually consumed with both lunch and dinner.

Lunch is the main meal and the Slovaks are more used to eat out for lunch than for dinner. Most restaurants in town centres have special lunch offers („denné menu“).

Restaurants are open from Monday to Sunday from morning till night. Stores and restaurants open 24 hours a day have a sign „non-stop“.

Unless the menu states that service is included, tipping is expected. Five to ten percent is a standard tip in a restaurant with waiter service. Waiters usually give a customer the total of the bill and the customer, as he/she hands over the money, says how much he/she is paying including the tip. In restaurants and bars it is usual to round up the price, the tip being roughly 10 %.

More information and lists of catering places can be found at www.menu.atlas.sk, www.zlatestranky.sk, www.gurmania.sk, www.zomato.com/sk (all in Slovak only), <http://greenpages.spectator.sme.sk>,

Traditional Cuisine

The main ingredients that have shaped traditional Slovak cuisine are potatoes, sauerkraut, pork, poultry, „bryndza“ (a cheese made from sheep milk) and pulses. The number one national soup is sauerkraut soup (rich cabbage soup with smoked pork sausage that often contains mushrooms and, sometimes plums, especially at Christmas time). Another typical Slovak soup is made of beans and root vegetables such as carrot and parsley. Sometimes, smoked pork is added. The most traditional national dish served as a main course is „bryndzové halušky“ (gnocchi/dumplings topped with „bryndza“ – sheep cheese and fried bacon). Another traditional dish is „strapačky s kapustou“ (gnocchi/dumplings with cabbage and, sometimes, with fried bacon).



As the most common dessert one can always have sweet pancakes with jam, farmers' cheese and raisins, and whipped cream or chocolate.

Cheese and cheese products are other typical Slovak specialties. Besides already mentioned „bryndza“, the most popular are „korbáčik“ (sheep cheese strings interwoven into fine braids), „parenica“ (steamed sheep cheese strips woven into snail-like curls) and „oštiepok“ (smoked sheep cheese shaped in wooden moulds).

The most popular wines are those from the Tokaj, Small Carpathians, Nitra, Topoľčany and Záhorie regions. In winter, try the mulled wine. Young wine („burčiak“) is available in the first half of September, and is usually the subject of harvest festivals. Hubert, the Slovak sparkling wine and „Karpatské Brandy Špeciál“ (the Carpathian Brandy Special) are also highly rated. Typical Slovak liqueurs are Demänovka, Horec and Tatranský čaj from the region of the High Tatras. „Slivovica“ (plum brandy) and „borovička“ (the juniper berry brandy, gin) are popular Slovak aperitifs. To the uninitiated, these

drinks will appear quite strong. Let us not forget that Slovakia also produces excellent beer. The most popular brands are Šariš, Zlatý Bažant, Corgoň, Smädný mních, Martiner, Topvar, Gemer.

More information available at: www.panorama.sk/bonappetit

4. Transport

Travel by Train

Trains in the Slovak Republic are safe and agreeable way to travel. There are 10 different types of trains:

RJX	Railjet Expres
IC	InterCity
SC	SuperCity
EC	EuroCity
EN	Euronight
Ex	Express
R	Fast train („rýchlik“)
RR	Regional fast train („regionálny rýchlik“)
Rex	Regional express train („regionálny expres“)
Os	Passenger train („osobný vlak“).

How to Find a Connection and Buy a Ticket

The websites of the Slovak Railways www.slovakrail.sk or www.zsr.sk provide information on time schedule, prices, duration of the



journey and whether you have to switch the trains at any point. The websites www.cp.sk and www.vlak-bus.sk provide a complex travel itinerary - here you can choose the means of public transport (bus, train, airplane, town public transport) but also search for optimal combination of them to find the shortest journey.

Tickets can be bought at the train station ticket offices or at some train stations in ticket machines. If applicable, the ticket agent may ask what type of train you would prefer: SuperCity train (international), EuroCity train (international), InterCity train, express train, fast train, semi-fast train or a passenger train. To guarantee a seat, it is possible to buy a seat reservation („miestenka“), since the trains may be crowded, especially, on Fridays and Sundays when students travel to and from schools.

International trains run several times a day from several train stations in the country.

For some trains it is also possible to buy a ticket on-line at the website www.slovakrail.sk and www.regiojet.sk.

Zero-fare Public Rail Transport Services in Slovakia

Full-time students under 26 years of age with the EU/EEA/ Switzerland citizenship or residence are entitled for zero-fare public rail transport services. Eligible passengers are required to register at the Slovak Railways ticket desks or via internet. Upon registration, they will obtain their rail customer cards that will allow them to travel for free. Students from the countries outside the EU/EEA/Switzerland can also get a zero-fare ticket once they have submitted a confirmation of enrolment for the current



academic year at a HEI institution in Slovakia together with an official translation to Slovak language and their ID card or passport. Zero-fare tickets are passenger specific and apply to the trains of all categories operated by the Slovak Railways (apart from InterCity and private trains, e.g. Regiojet). Eligible passengers are required to secure one zero-fare ticket for each journey. For EuroCity/InterCity trains transit there is surcharge of 1 € for a seat reservation. When travelling outside Slovakia, the zero-fare transport is available only to the last train station in the territory of the Slovak Republic before crossing the border. Detail information is available at www.slovakrail.sk/en/zero-fare.html.

You can also travel by private rail carriers such as Regiojet. Tickets can be purchased at the Regiojet ticket desks or online via www.regiojet.sk.



Travel by Coach

While the trains are more comfortable, coaches are sometimes more direct; they connect most of the towns and villages in Slovakia, and are reliable and satisfactory. The first thing is to check out the website www.cp.sk, where you can find some useful information (time schedule, duration of the route, prices).

For international bus travel you can buy tickets at the ticket office or travel agency. Eurolines is the biggest provider operating 8 regular international lines together with its domestic branch Slovak Lines (www.slovaklines.sk). For international lines operated by Eurolines it is possible to buy/book a ticket online at www.eurolines.sk.

A company “Student Agency” also provides several international and domestic lines with special prices for students (tickets can be bought online at www.studentagency.sk or www.regiojet.sk).

How to Buy a Ticket

When travelling by coach within Slovakia, tickets can be bought when boarding. It is possible to buy a ticket with a seat reservation (“miestenka”) for long-distance coaches at the ticket office of any bus station or in some cases online.

Travel by Plane

There are airlines that provide connections within Slovakia and to foreign countries, such as Ryanair (www.ryanair.com), Czech Airlines (www.csa.cz) and Austrian Airlines (www.austrian.com).

There are 3 international airports in Slovakia - in Bratislava („Letisko M. R. Štefánika“ www.airportbratislava.sk), in Košice („Medzinárodné letisko v Košiciach“ www.airportkosice.sk) and in Poprad („Medzinárodné letisko Poprad-Tatry“ www.letiskopoprad.sk, in Slovak only).

There are also very close international airports in neighbouring countries that can be taken into consideration when arriving to Slovakia - e.g. Vienna Airport/Austria (only 50 km from Bratislava) or Budapest Airport/Hungary (250 km from Košice).

Local Transport

The public transport system in towns is quite reliable. A network of public transport - buses and trolleybuses („mestská hromadná doprava“, abbr. MHD) - covers most of the area. Operating hours are from 5:00 to 23:00. After 23:00 there are a few night-bus lines.

Common Features

Public transport is the most widely used means of transportation in towns. Schedules can be found at every bus/tram stop and in public transport stands. Tickets are usually not sold on buses. They can be bought at newsstands, ticket machines, some bus stations or public transport kiosks.

In principal cities, electronic SMS tickets are also available. The SMS ticket can be bought only from a telephone number assigned by a Slovak mobile operator.

There are time-tickets (you can change means of transport within a given period of time) or single-use tickets (every time you change



means of transport, you shall use a new ticket). Fare depends also on tariff zones given by the town area. There are usually also tickets valid for several days upon validation after entering the vehicle. You shall also have a ticket for large pieces of luggage and animals.

If you are staying longer and you know that you will be using public transport more often than once a day, it is recommended to buy a travel pass, for example 30-, 90-, 365-day pass. To get a pass (30-, 90-, 365-day pass) you need an up-to-date photograph (3 × 3.5 cm), your ID card and a completed application form. It is always helpful to consult with local people. Children, students and pensioners travel for reduced fares.

Information on public transport in Prešov is available at <https://mhdpo.sk/#/>. Connection search for public transport of a larger number of principal towns is available at www.cp.sk (under MHD), it is necessary to be familiar with names of stops though.

Travel by Car

Driving Licence

If you have a driving licence issued in another EU/EEA country or Switzerland, you can drive motor vehicles of the categories indicated in it when in Slovakia, regardless of the type of stay in the country. In case you are granted a temporary or permanent residence in Slovakia, you may apply for a replacement of the driving licence after 185 days from being granted the temporary residence.

In case you are from a country outside the EU/EEA/Switzerland, residing permanently in a country that has signed the Geneva or Vienna Convention on Road Traffic (done in 1968 and in 1949



respectively), you may drive a motor vehicle in Slovakia only if you have a driving licence issued by the country of residence together with a valid international driving licence.

If such person is granted a temporary residence in Slovakia, he/she can use both documents only up to further 185 days. Within 60 days after this period, it is necessary to apply for a replacement of the former driving licence at the respective police authority.

Everyone riding a moped must be at least 15 years old and must hold a driving licence, even if such a licence is not required in his/her country of permanent residence. Everyone riding a motorcycle over 50 cm³¹ must be at least 17 years old, and everyone driving a car or lorry at least 18 years old.

Traffic Regulations

The current traffic regulations are the same as in other European countries. Seat belts are compulsory. The use of a mobile phone



is forbidden while driving. All accidents should be reported to the police. It is prohibited to drink any amount of alcohol before or while driving. No level of alcohol in blood is tolerated. A car must have the appropriate lights on during the whole year.

Speed Limits

On a motorway: max. 130 km/h (80 mph), min. 80 km/h (50 mph)

On a motorway in built-up area: max. 90 km/h (55 mph), min. 65 km/h (40 mph)

On an open road: max. 90 km/h (55 mph)

In built-up area: max. 50 km/h (30 mph)

Motorway Electronic Vignettes

For driving on Slovak motorways and expressways is mandatory to have a valid motorway vignette for vehicles weighing up to 3.5 t. As of 1 January 2016, a paper form of motorway sticker has been replaced by an electronic vignette valid during the current calendar year. They are purchased online at www.eznamka.sk. It is possible to buy an electronic vignette valid for a period of 10, 30 or 365 days. Motor-bikers do not need electronic vignettes on motorways. Vignettes are also sold via a mobile application, at information and sales points at border crossings and petrol stations.

Parking

Parking in cities is well marked by international traffic signs. Parking in forbidden places can result in being fined, towed or wheel-clamped. In bigger cities, some parking places are specified

for parking with a parking card, which can be bought from newspaper kiosks. Other parking places require the use of automatic parking meters. Parking on the side-walks is prohibited unless there is at least 1.5 m space on the side-walk for walking.

It is also possible to pay your parking fee by sending an SMS in a pre-defined format from your mobile phone to 2200 and receive a virtual permit via SMS. The service operates 24 hours a day.

Detailed information is available at www.bps.sk or www.m-parking.sk (both websites in Slovak only).

Car Rental

In Slovakia, there are many car rental companies. Prices depend on the period over which the car is rented and the type of the car.

Contact phone numbers are available on the website of the Yellow Pages www.zlatestranky.sk (in Slovak only) and the Green Pages <http://greenpages.spectator.sme.sk> (section „Automotive“, subsection „Car Rental“).

E-scooters (Bolt, Tier)

Those interested in riding scooters in Prešov, who already have the **“Bolt”** application for passenger transport (Taxi) downloaded, will see the scooter icon in their application. By clicking on it, they will get to the interface for renting scooters. Those who don't have the Bolt app can download it from Google Play or the App Store.

The other service providing e-scooters for rental is **“TIER”**. The application can also be downloaded in Google Play or the App Store.



Useful Applications

Travelling by public transport:

With Ubian, you have current timetables at hand, management of your transport card (you can top up your transport card with credit or buy a time ticket) or you can simply buy public transport or train tickets. In Ubian, you can see the current credit balance on the transport card, transactions made with the transport card as well as the validity of the time ticket, travel ticket.

Mobile application of the Railway Company of Slovakia **Ideme vlakom**, a national carrier, for quick and easy purchase of travel documents, reservation of seats, search for connections and available information about trains operated by the Railway Company of Slovakia.

5. SIM-cards

There are four main telecommunication operators operating in Slovakia (Orange, Telekom, O2, 4ka). They provide customers with different kinds of services: calls, internet, TV, etc.

To find prices and conditions of usage, use the following websites:

<https://www.4ka.sk/>

<https://www.o2.sk/>

<https://www.orange.sk/>

<https://www.telekom.sk/kontakt>

6. Health and Medical Care

The healthcare system in Slovakia falls under the competence of the Ministry of Health of the Slovak Republic. In Slovakia, there are state and private health care providers. An initial medical examination is provided by state or private general practitioners. Everybody can choose a general practitioner who usually provides basic health care and can refer a patient to an appropriate specialist for further medical examination.

If a foreign national has health insurance, the health care provided is paid for by the insurance company. Depending on the type of service provided, the health insurance company will pay for this service either in full or partially. If the health insurance company pays for



the service partially, the rest is paid by the foreigner directly to the health care provider. If a foreign national does not have health insurance, he/she must pay the full amount for health care provided.


Health Insurance and Coverage

European Health Insurance Card

EU/EEA/Swiss nationals are entitled to health care under the same conditions as the nationals of the Slovak Republic. For entitlement to medical treatment on the basis of **health insurance in another Member State** (EU, EEA, Switzerland), an EU/EEA/Swiss national must present a **European Health Insurance Card (EHIC)** to the health care provider (EHIC will be issued at your request by a health insurance company to which you pay health insurance premiums). In such case, the treatment of an EU/EEA/Swiss national will be covered by a Slovak health insurance company to the same amount as for a Slovak national, provided the relevant physician has concluded a contract with at least one health insurance company.

International Students (Including PhD. Students)

International student coming to Slovakia to study within a programme arising from an international treaty (and that treaty is binding for the Slovak Republic) is subject to statutory health insurance, the Slovak Republic being the payer of such insurance. The student shall submit the necessary documents certifying his/her study at a higher education institution in the Slovak Republic and its international status - proved by the Ministry of Education, Science,



Research and Sport of the Slovak Republic. Other international students must be insured privately (commercial health insurance).

Additional Individual Health Insurance

Foreigners who are not duly insured can conclude commercial health insurance in the territory of the Slovak Republic. Health insurance companies in the Slovak Republic: www.vszp.sk, www.dovera.sk (in Slovak only), www.union.sk/health-insurance-for-foreigners.

Obtaining Health Care

Under the Slovak Constitution every individual – a citizen or a foreigner – staying in Slovakia has the right to be provided with the necessary health care. Everyone has the right to choose his/her own health care provider.

Doctors

General practitioners and specialists have their consulting rooms in hospitals or in medical centres. Upon your arrival, you should ask for details of a local doctor, who will be able to provide information on the standards.

Dentists

In every town is either a private or state dental practice („zubár“, „stomatológ“). Upon arrival, you should ask for details of the chosen



dentist. Note that it is usually essential to book an appointment with a dentist in advance.

Hospitals

Every university town has a hospital („nemocnica“ or „poliklinika“) with an Accident and Emergency department („pohotovosť“ or „urgentný príjem“) and many specialised clinics.

More information available at:

- Ministry of Health of the Slovak Republic: www.health.gov.sk (most of the information in Slovak only)
- List of medical facilities and doctors: www.zzz.sk (in Slovak only)
- List of dentists: www.zoznamzubarov.sk (in Slovak only)

Emergency

If you need emergency services („záchranná služba „), dial telephone number „155“. Ambulances are well staffed and equipped with life-sustaining apparatus needed to transport patients to hospital safely. Hospitals provide 24 hour emergency services. Some emergency health care providers can be found at: www.zzz.sk/lokality/pohotovost (in Slovak only).

Pharmacies

You can buy medicine in pharmacies („lekárň“ only; they are located in every town and in some villages (they are marked with a green cross).

There is a list of pharmacies including emergency ones („pohotovostná lekáreň“) open 24 hours a day, 7 days a week – available at https://www.e-vuc.sk/psk/zdravotnictvo/lekarenska-pohotovostna-sluzba-v-psk.html?page_id=92640&okres=Okres+Pre%C5%A1ov. If you require treatment at night, look for the sign „nočná služba“. Pharmacies sell domestic and foreign medical products. Certain medicines can be obtained only with a prescription from a physician. List of pharmacies in Slovakia is available at www.zzz.sk/zariadenia/slovensko/lekaren (in Slovak only).

Note: for Ukranian students an agreement exists which states that a Ukranian insurance can be valid on the territory of Slovak Republic. A prior check must be done from both sides.

7. Banks

There are many banks in Slovakia, usually members of international corporations offering ordinary banking services such as current accounts and sub accounts, domestic and international payments electronic banking, debit and credit cards, cheques, deposit products, securities, private banking, unit trusts, mortgage financing, loans, exchange and even insurance services (list of banks in Slovakia: www.banky.sk/zoznam-bank-na-slovensku).

Banks are usually open from Monday to Friday (from 8:00 to 17:00/18:00). Some branches remain open even longer, and some are open on Saturdays and Sundays (mostly in shopping centres only). For more details, please, visit the website of the respective bank.



How to Open a Bank Account

To open a bank account you need **ID or passport, residence permit, accommodation contract, paper from University of Prešov (can be obtained at "Študijné oddelenie"/study department) stating you are a student of this institution.** The opening of the account is for free. The fee per month for the maintenance of the account varies from bank to bank and depends on whether it is in Euro or in foreign currency.

International students can open a student account for free (they are exempt of monthly fee for maintenance and they can get a debit card for free). Closing of the bank account is for free, but the bank can set a fixed amount account balance up to 7 €.

Credit & Debit Cards

If you have a current account in Euro, a debit card is usually issued within a service package. A credit card is issued independently of an account. Major credit cards (American Express, Diners' Club, Visa, Eurocard/MasterCard) and debit cards (Maestro, Cirrus, Eurocheque cards and Visa Electron, Eurocard/ may be used for cash withdrawal from cash dispensers (ATM), as well as for payments in hotels, restaurants, shops and petrol stations. Credit cards can also be used to obtain cash. For further information on commercial acceptability and other services, please, consult the card issuer.

8. Shopping

Most shops are open from Monday to Friday from 9:00 to 18:00, till noon on Saturdays and are closed on Sundays. However, there are no strict regulations and many shops are open longer and some for 7 days a week, esp. most of the souvenir shops, supermarkets, hypermarkets and shopping centres. There is a possibility of online shopping, too.

Souvenirs include pottery, porcelain, wooden carvings, hand-embroidered clothing and straw figures and food items. There is a number of excellent shops specialising in glass and crystal goods, while various associations of regional artists and craftsmen run their own boutiques.

Shopping Centres in Prešov

Obchodné centrum NOVUM
Námestie legionárov 1

Nákupné centrum EPERIA
Arm. gen. Svobodu 34

Zábavno-obchodné centrum MAX PREŠOV
Vihorlatská 2A



9. Electrical Appliances and Computers

In Slovakia, 230 V/50 Hz electrical system is used and appliances are designed for a round pin plug and receptacle (socket) with male grounding pin. For safety and to avoid damage to electrical appliances, it is important to bring equipment designed for the mentioned frequency and voltage, use dual voltage equipment or voltage converters/transformers.

Moreover, plug adapter will also be needed, if your device is constructed for other standards. For those bringing US standard equipment, an earthed (grounded) stepdown transformer is necessary for US computers, monitors and printers. Even with the most expensive transformers, one should always monitor the electrical supply.

10. Sport and relax

Summer Sports

In Slovakia, there is a wide range of facilities for summer sports. The most popular are cycling, water sports and hiking. Large reservoirs such as Zemplínska šírava, Oravská priehrada, Liptovská Mara, Sĺňava near Piešťany, Ružín on the river Hornád and Domaša on the river Ondava along with artificial lakes like Slnčné jazerá near Senec and Zlaté piesky in Bratislava offer visitors a chance to enjoy water sports. Many Slovak rivers are navigable and canoeing is very popular among young people. Horse riding is becoming more popular, with stables for public existing in many towns. Mountaineering,

hill-walking, white water rafting, adrenaline sports and paragliding are only some of the ways to spend a weekend in the mountains. Another very popular activity is camping or renting cottages and hiking (trekking) in the mountains. For those who prefer green lawns and white sport dress, there are many possibilities to play tennis at tennis clubs, at public courts or golf in clubs or resorts.

More information available at: www.holidayinfo.sk, <http://rivers.raft.cz/slovensko/>, www.golf.sk, www.panorama.sk.

Winter Sports

Thanks to its mountainous nature, Slovakia offers great opportunities for downhill and cross-country skiing, as well as snowboarding. The mountains enjoy over 80 days of snow per year which often reaches a level of 2 m in the „Nízke Tatry“ and „Vysoké Tatry“ (Low and High Tatras). In these high mountain regions there





is snow for 130 days each year. Ice hockey and ice-skating are very popular sports that can be practised in closed stadiums, as well as outdoors.

More information available at: www.onthesnow.sk (in Slovak only), www.holidayinfo.sk

Mountain Rescue Service Insurance

As of 1 July 2006, tourists bear the cost of search and rescue operations that require the Mountain Rescue Service ("Horská záchranná služba") to conduct, excluding the costs covered by health insurance. Insurance companies offer products that cover the potential risks. You can conduct the insurance online or via SMS. For more information, please, consult a commercial insurance company. You can also download a mobile rescue app allowing calls to be made to the emergency call number 18 300 of the Mountain Rescue Service and emergency SMSs sent, using the current GPS position to quickly locate the caller in the mountain environment. Using the application, you get up-to-date information on avalanche danger and alerts in individual mountains in Slovakia.

More information available at: www.slovakia.travel/en/mountain-rescue-service – Mountain Rescue Service app, www.hzs.sk – Mountain Rescue Service (in Slovak only), www.onthesnow.sk (in Slovak only), www.holidayinfo.sk.

Indoor Sports

Sports centres offer opportunities for fitness, aerobics and sometimes squash. These centres are often equipped with saunas, solaria and masseurs, and many also offer body care services, such

as cosmetic and pedicure facilities. Some towns also have indoor swimming pools that provide opportunities for swimming, saunas and massages. You can also rent a gym-hall to play squash, indoor football, volleyball, basketball, handball, etc. These gyms are mostly associated with primary or secondary schools, or universities/faculties.

More information available at: www.sportslovakia.sk

11. Living costs

Prices provided bellow give an idea of how much living in Prešov costs. *These costs are just approximate and they are a subject to change.*

Food

Lunch at a canteen: 5.50 €

Restaurant meal: from 5-10 €

Pizza in a pizzeria: from 5 €

1 litre of milk: from 1 €

1 litre of mineral water: from 0.80 €

Loaf of bread: from 1.50 €

500 g spaghetti: from 1.40 €

Beer: 1 €



Transportation

Local transport, basic ticket (single): from 0,35 €

Local transport, monthly ticket/travel pass: from 22 €

Trains

Bratislava - Prešov: from 18 €

Prešov - Košice: 1.75 €

Petrol per litre: from 1.5 €

Diesel per litre: from 1.4 €

Having Fun

Movie ticket: from 5 €

Museum ticket: from 3 €

Theatre ticket: 8-40 €

Fitness centre ticket: from 4 €

Swimming pool ticket: from 1.50€

Rent a bike: from 8.80 € per day

More information about Slovakia, its nature, holiday ideas, services and practical information can be found on the Slovakia travel, the official national tourism portal of Slovakia (www.slovakia.travel) operated by the Slovak Tourist Board. There are interactive maps, tourism destinations, UNESCO sites, city guides from all over Slovakia, travel and transport information, as well as accommodation facilities and lots of practical travel advice.

12. Public Holidays

National, public and religious holidays are days off in Slovakia.

- | | |
|---------------------|--|
| 1 January | - Day of the Establishment of the Slovak Republic |
| 6 January | - Epiphany |
| March/April | - Good Friday, Easter Monday, set according to the Christian Calendar, check the concrete dates of the respective year after arrival |
| 1 May | - International workers day/Labour Day |
| 8 May | - Day of Victory over Fascism - End of World War II |
| 5 July | - St. Cyril and St. Methodius Day |
| 29 August | - Slovak National Uprising Anniversary |
| 1 September | - Day of the Constitution of the Slovak Republic |
| 15 September | - Day of the Virgin Mary of the Seven Sorrows |
| 1 November | - All Saints' Day |
| 17 November | - Struggle for Freedom and Democracy Day |
| 24 December | - Christmas Eve |
| 25 December | - Christmas Day |
| 26 December | - St. Stephen's Day |

People usually do not work on these days; banks, post offices, shops, ambulances are closed; some public transport offers a reduced service (esp. buses and trains).

Some restaurants or cafés might be open though.



13. Cinema and Theatres

Cinemas (kino) can be found in shopping centres. Most films bear the original soundtrack with subtitles, some films have Slovak dubbing.

Cinema programmes are published on their own websites, towns' websites (www.kamdomesta.sk, www.citylife.sk – both websites in Slovak only) and in newspapers.

There are also several theatres in Prešov.

OC NOVUM

Námestie legionárov 15267/1

ZOC MAX

Vihorlatská 2A

Eperia Shopping Mall

Armádneho Generála L. Svobodu 25

Kino Pocity –

Záhradné kino za Scalou

Masarykova 7

Kino Scala

Masarykova 7

Divadlo Jonáša Záborského

Námestie legionárov 6

(Nová budova divadla)

Hlavná 48

(Historická budova divadla)

Kultúrny dom Solivar

Solivarská 80

Divadlo Alexandra Duchnoviča v Prešove

Masarykova 77

Detské kočovné divadlo

Hlavná 16

14. Other Services

Swimming pools

University swimming pool

Ul. 17. Novembra 1

Mestský bazén Štuka

Mirka Nešpora 2

AQUAPARK Delňa

Jelšová 5

Beauty salons and Hairdressers, Massages

There are many beauty salons providing high quality service at a good price using modern techniques of cosmetology and skin care. Most of them provide nail design. There is also a lot of hairdressers providing hair expert advice upon request.

Insurance

Here are some useful links for different types of insurance (life insurance, household insurance, car insurance, etc.), where you can find a list of insurance companies with their contact data:

- Slovak Insurance Companies Association: www.slaspo.sk
- Slovak Insurers' Bureau: www.skp.sk
- Insurance companies portal: <https://poistovne.sk> (in Slovak only)



15. Places of interest in Prešov

Observatory and planetarium

Dilongova 17

Šariš Gallery

Hlavná 51

Museum of Jewish Culture

Okružná 32

Regional Museum

Hlavná 86

Slovak Technical Museum, Solivar

Námestie osloboditeľov 4

Museum of Ruthenian Culture

Masarykova 10

ART diela – private sales gallery

of fine and craft art

ZOC MAX

Creative Design Gallery

Štefánikova 24

Gallery in Caraffa Prison

Jarková 28/A

16. Emergency numbers

Police – 158

Fire and rescue – 150

Ambulance (Life emergency) – 155

SOS, emergency call – 112

17. Glossary

Some Words to Know in Slovak:

I don't speak Slovak	- Nehovorím po slovensky
I don't understand	- Nerozumiem.
Do you speak English (French, German)?	- Hovoríte po anglicky (francúzsky, nemecky)?
My name is...	- Volám sa...
Yes/No	- Áno/Nie
Thank you!	- Ďakujem!
I am sorry!	- Prepáčte
Where is...?	- Kde je...?
One, two, three, four, five	- jeden, dva, tri, štyri, päť
Six, seven, eight, nine, ten	- šesť, sedem, osem, deväť, desať
Twenty, fifty,	- dvadsať, päťdesiat,
Hundred, thousand	- sto, tisíc
Good morning	- dobré ráno
Good day	- dobrý deň
Good evening	- dobrý večer
Good night	- dobrú noc
Good bye	- dovidenia
Hi!	- ahoj, čau
Ambulance	- sanitka
Doctor	- lekár
Pharmacy	- lekáreň

Police	-	polícia
Exit	-	východ
Emergency exit	-	únikový východ
Entrance	-	vstup
Departure/arrival	-	odchod/príchod
Open/closed	-	otvorené/zatvorené
Restaurant	-	reštaurácia
Café	-	kaviareň
Meals	-	jedlá
Drinks	-	nápoje
Price	-	cena
How much is it?	-	Koľko to stojí?
I would like the bill, please.	-	Účet, prosím.
Store	-	obchod
Grocery	-	potraviny
Water	-	voda
Bread	-	chlieb
Milk	-	mlieko
Wine	-	víno
Beer	-	pivo
Vegetable	-	zelenina
Fruit	-	ovocie



FILOZOFICKÁ FAKULTA
GRÉCKOKATOLICKÁ TEOLOGICKÁ FAKULTA
FAKULTA HUMANITNÝCH A PRÍRODNÝCH VIED
FAKULTA MANAŽMENTU
PEDAGÓGICKÁ FAKULTA
PRAVOSLÁVNÁ BOHOSLOVECKÁ FAKULTA
FAKULTA ŠPORTU
FAKULTA ZDRAVOTNÍCKYCH ODBOROV

PREŠOVSKÁ UNIVERZITA

